


TOWN OF MIAMI LAKES



6601 Main Street, Miami Lakes, Fl 33014

305.364.6100

QUARTERLY PERFORMANCE REPORT

Q2FY2024



**PRESENTED BY: EDWARD PIDERMANN
TOWN MANAGER**

CONTENTS

3	TOWN MANAGER'S MESSAGE
4	OVERVIEW
7	METRICS
8	PUBLIC SAFETY
10	BUILDING
13	TRANSPORTATION
16	PUBLIC WORKS
19	CODE COMPLIANCE
21	GRANTS
23	PARKS AND RECREATION
26	COMMUNICATIONS AND COMMUNITY AFFAIRS
30	FINANCE
32	OFFICE OF THE CLERK
34	ENDING REMARKS

TOWN MANAGER'S MESSAGE

-Edward Pidermann



I am pleased to present the Town of Miami Lakes second (2nd) Quarter Performance Report for Fiscal Year 2023-2024. This report provides a narrative for each performance measure from January to March 2024.

The Town continually works to improve how we deliver services and measure and evaluate our performance. Performance measures are effective and reliable ways to assess the efficiency and effectiveness of our service delivery, as well as our responsibility to be good stewards of your tax dollars.

Our goals for this fiscal year include:

- 1.Ensure our measures are tracked and recorded accurately
- 2.Have departments set realistic goals and targets which they can work toward achieving
- 3.Analyze data to assess performance and adjust service levels as needed



OVERVIEW

The Town of Miami Lakes was incorporated on December 5, 2000. It is one of 34 municipalities in Miami-Dade County, Florida. Conveniently located just 16 miles north of Downtown Miami and only 10 miles from Miami International Airport, our Town is home to approximately 30,000 residents and 1,500 businesses. The Town encompasses about 6.5 square miles, bound by NW 170th Street and the Palmetto Expressway (SR 826) to the north, NW 138th Street to the south, NW 57th Avenue (Red Road) to the east, and Interstate 75 to the west.



Aerial View of the Town of Miami Lakes

Small-town feel...

Over the last 60 years, Miami Lakes has evolved from a dream on paper to a vibrant community that has been nationally recognized as one of the best examples of unique and innovative town planning. Although the Town is predominantly low-density, an active and popular Town Center, as well as strategically placed large parks, pocket parks, schools, religious and commercial centers throughout the Town, provide a variety of services and social interaction opportunities, creating a community with a small-town feel. The housing inventory is also varied, ranging from medium density multifamily to large waterfront single-family properties, including many lakefront town-house communities. The most prevalent nonresidential uses are light industrial and office parks comprising 13% of the Town's area, and lakes and canals making up about 11%; the town businesses employ around 30,000 people, 12% of which reside in Miami Lakes. The population of the Town of Miami Lakes had grown to 30,571 as of the 2010 census and reached 33,462 in the 2020 census. It currently ranks 12th in population size within Miami-Dade County. Comparable cities include Coral Gables on the high end of the population spectrum and Pinecrest on the lower end.



VISION BY 2025

Miami Lakes is widely recognized as a welcoming community with extraordinary beauty where state of the art planning concepts creates vibrant hubs that are safe and friendly to all ages and mobility options which inspire the Town to continue:

"Growing Beautifully"



MISSION


We want Miami Lakes to be the model of a friendly, open, innovative, effective and efficient government for its residents and businesses.

The background of the page is a photograph of a business meeting. A hand in a white shirt sleeve holds a gold pen over a document. The document features a blue bar chart with a red trend line, a pie chart with segments labeled with percentages (7.33%, 8.25%, 9.23%, 10.23%, 11, 12, 2.30%), and a laptop keyboard. A pair of glasses is visible in the bottom right corner.

METRICS

2ND QUARTERLY REPORT

PUBLIC SAFETY: POLICE DEPARTMENT



RANKED #2
Miami-Dade County

Safest Cities 2022 Report by:

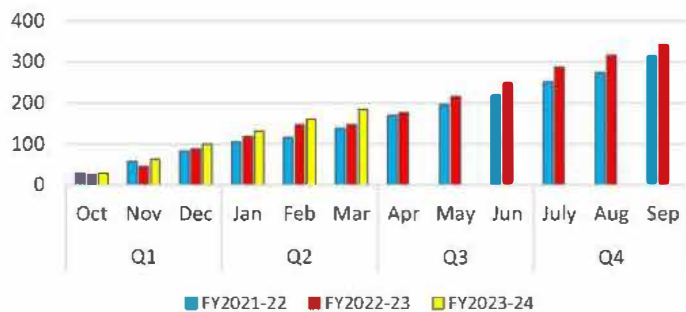


RANKED #28
State of Florida

Cumulative Number of Targeted Crimes

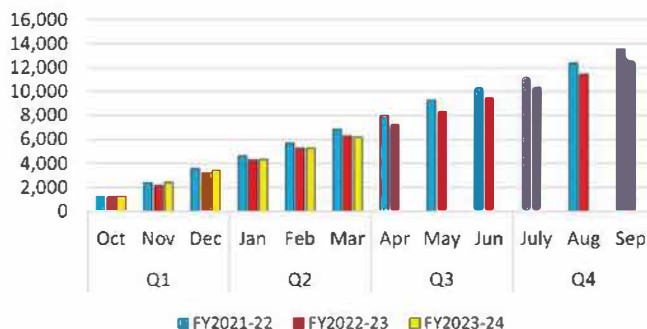
Targeted crimes are crimes singled out to be tracked and targeted with police manpower.

From January to March, the number of targeted crimes was 84 (32 in January, 30 in February, and 22 in March).



Cumulative Number of Police Calls for Service

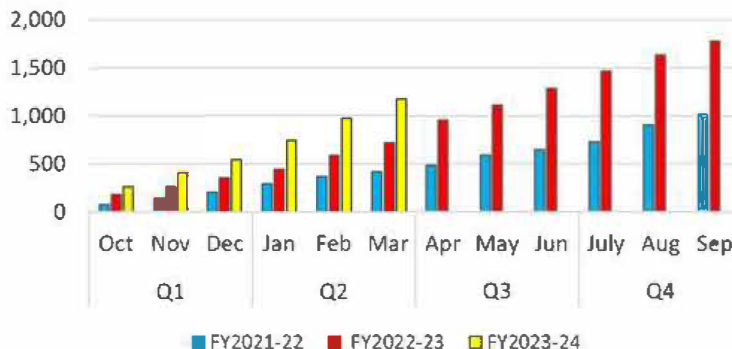
The number of police calls for service has ranged from a monthly low of 908 in January to a high of 929 in February, an average of 921 calls per month and a total of 2,763 police calls for service from January through March. Our police department strives to attend to every phone call received to ensure that each resident is assisted.



PUBLIC SAFETY: POLICE

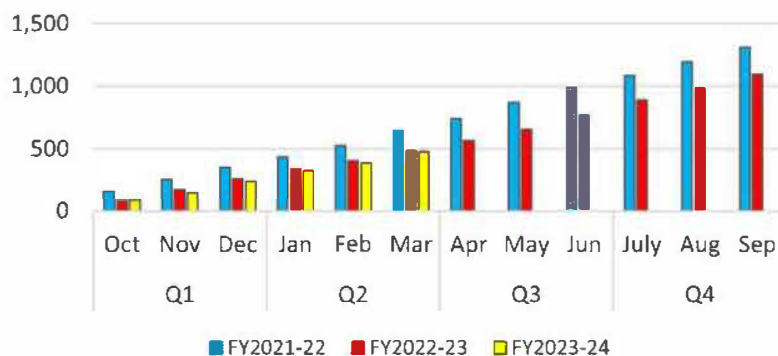
Cumulative Number of Police Citations

The police department issued a total of 619 citations in the second quarter of FY2024. In October 2019, the Town deployed a Variable Message Sign and a Speed Radar Trailer, both equipped with License Plate Recognition (LPR) cameras. The trailers are utilized to promote awareness of Town events, promote compliance with traffic laws and enhance crime investigations and prevention.



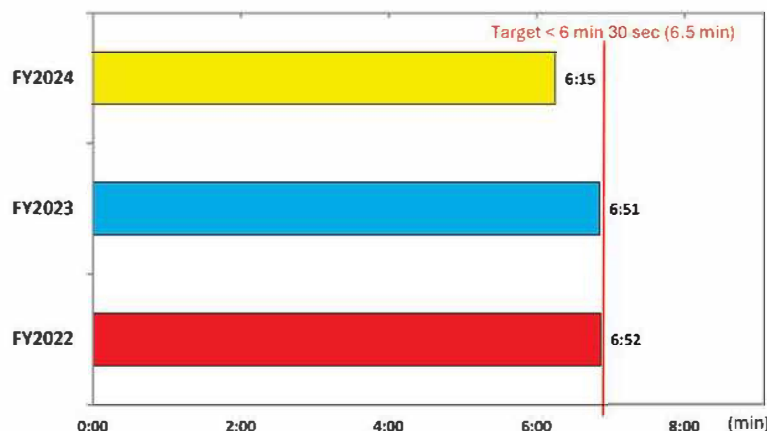
Cumulative Number of Police False Alarms

Since the implementation of the false alarm monitoring system, there has been a consistent number of police false alarms reported. At the end of the second quarter, a total of 473 false alarms had been reported in FY2024. By reducing the number of false alarms reported, the Police Department is able to effectively place their focus on other emergency situations.



Average Police Response Time

The average police response time as of the second quarter of FY2024 is 6.15 minutes (6min 9sec). The Average Response Time (ART) has remained consistent with previous fiscal years. In Q4-FY2019, the ART targeted goal of 8 minutes was shortened (improved) to a 6.5 minutes (6m30s). The average response time must remain under 6.5 minutes.





BUILDING DEPARTMENT

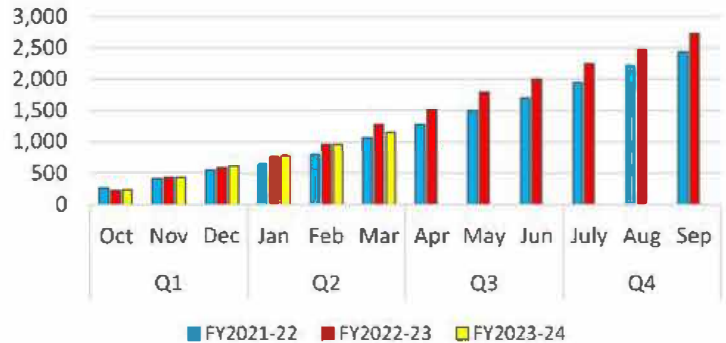
The Building Department provides customer-friendly services including review, processing, issuance and inspection of building permits and assurance that construction in the Town complies with the provisions of all applicable codes. The Building Department has continued to work on enhancing services overall to better serve the residents and businesses of the Town of Miami Lakes.

BUILDING DEPARTMENT

Cumulative Number of Building Permits Issued

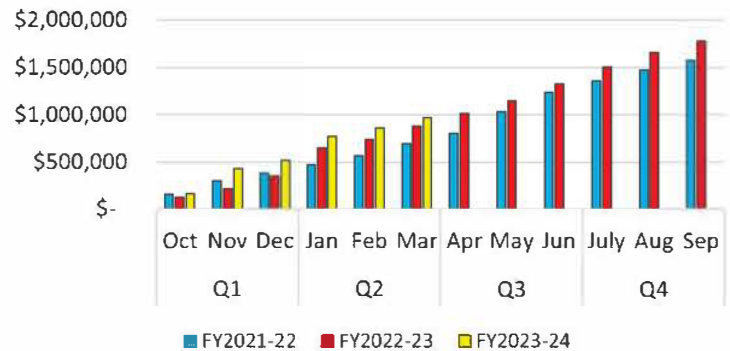
The number of building permits issued throughout this fiscal year FY2024 has reached 1,154.

Throughout the second quarter, 550 permits were issued, in comparison to 703 in FY2023's second quarter and 522 in FY2022's second quarter.



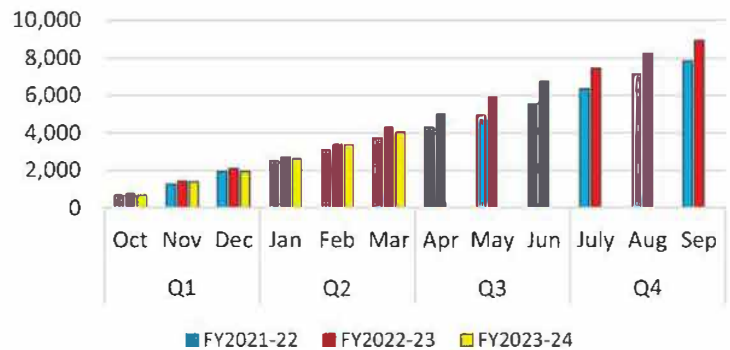
Cumulative Number of Building Fees Collected

Throughout this fiscal year FY2024, \$970,751 were collected in building fees. Compared to the previous fiscal years, this amount is higher than FY2023's and FY2022's collected in building fees.



Cumulative Number of Building Inspections

There have been a total of 4,044 inspections conducted this fiscal year FY2024. The Building Department is working harder to continue to provide excellent service, while keeping up with the number of requests from residents.

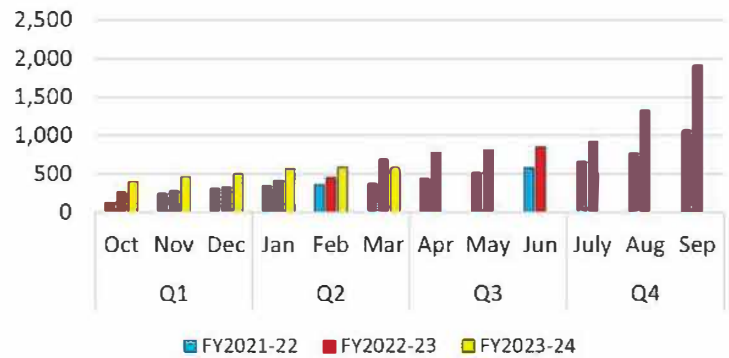


BUILDING DEPARTMENT

Cumulative Number of Business Tax Receipts (BTRs)

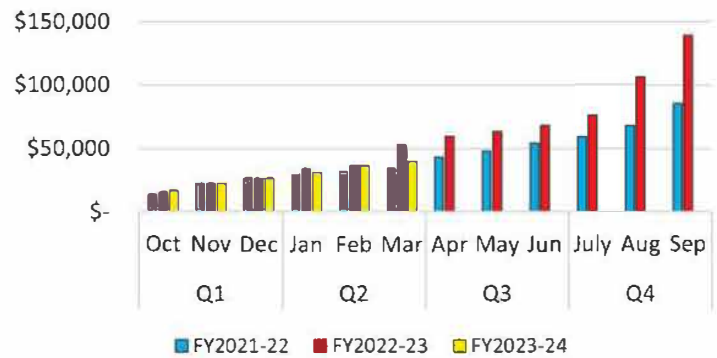
All Miami Lakes businesses are required to renew their business tax receipt on an annual basis.

This second quarter of FY2024, there were a total of 88 BTRs renewals. Renewals are due by September 30th each year.



Cumulative Number of BTRs Fee's Collected

Over the second quarter of FY2024, there were \$13,180 received in BTR fees. The total BTR's fees throughout this fiscal year FY2024 has reached \$39,935.



TRANSPORTATION DEPARTMENT



Transportation Planning in Miami Lakes is adapting quickly to the 21st-century challenges and opportunities.

Our main goal is to provide a variety of multimodal mobility options that offer reliable, affordable, equitable, and sustainable access to all residents, commuters, and services.

We are working to increase mobility choices and accessibility throughout the Town by planning and securing funds for pedestrian and bicycle improvements, public transportation, and ADA infrastructure.

Guided by the Town's Transportation Master Plan, Strategic Plan "Imagine Miami Lakes 2025", and the Trip Commuter Reduction Program, the Department of Transportation and Planning strengthens the foundation, enhances the value, and improves the quality of life and sustainability of all the Town's neighborhoods to continue to :

Growing Beautifully!!



TRANSIT

In FY2018, the Town switched to On-Demand transportation providers and contracted with Freebee to provide service. The program has been so welcome by the community that it has grown to include two five-passenger vehicles, as well as two 10-passenger vans with ADA accessibility.

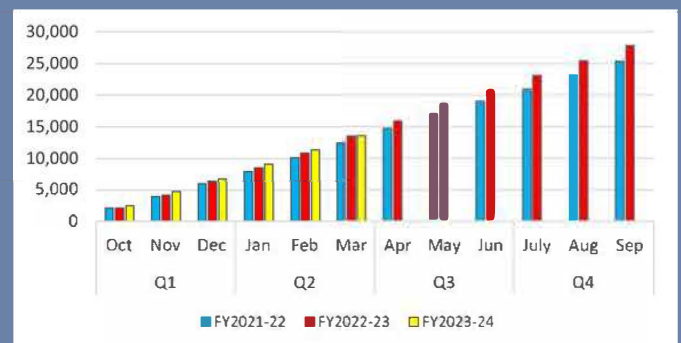
On January 2022, the program further expanded to provide peak-hour park-and-ride service to the Palmetto Metrorail Station every 20 minutes, starting at 6:00 AM and 4:00 PM providing commuting flexibility to both residents and businesses.

Currently, the Miami Lakes Freebee Public Transit Service hours of operation are from Mondays through Friday from 9:00 a.m. to 7:30 pm, Saturdays from 1:30 p.m. to 7:30 pm, and Sundays from 10:00 a.m. to 2:00 p.m.

In the second quarter of FY2024, the Town was able to provide 6,787 rides and saw an decrease in on-demand ridership by 5% compared to FY2023 second quarter. Following CDC guidelines and County measures, we are working to keep increasing the number of people using our transportation system.

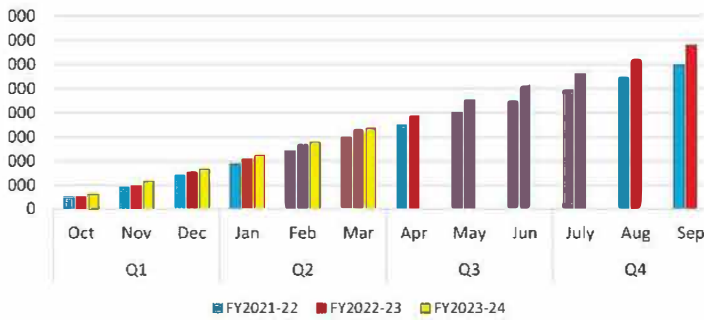
RIDERSHIP

The Town tracks ridership for the Freebee in the Lakes based on number of passengers per month. This fiscal year FY2024, there have been 13,575 riders from Freebee service in total.

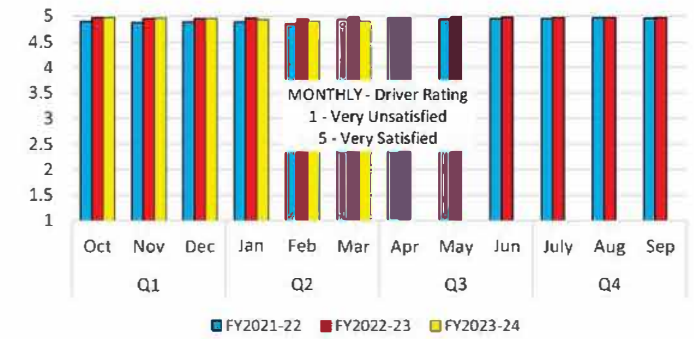


TRANSPORTATION DEPARTMENT - FREEBEE

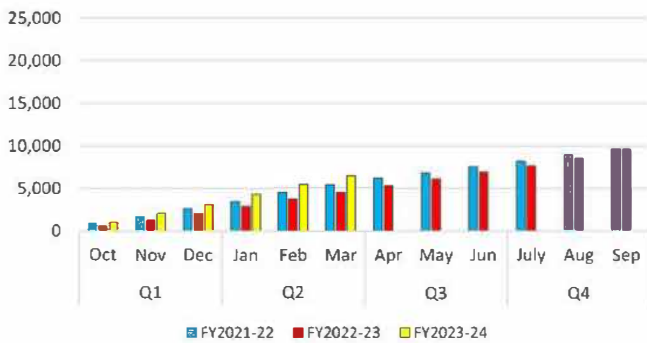
Cumulative Number of Passengers



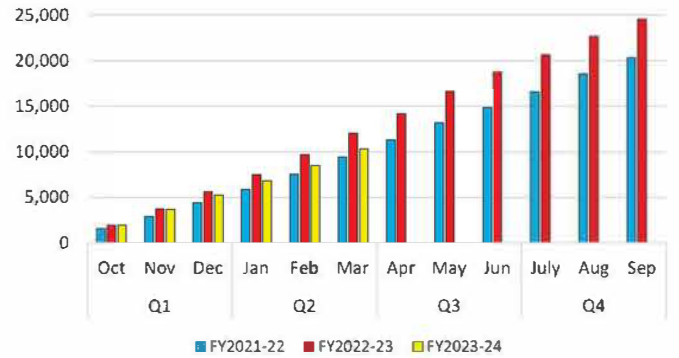
Monthly Driver Rating: 1 to 5 (best)




Cumulative Men Driven



Cumulative Women Driven





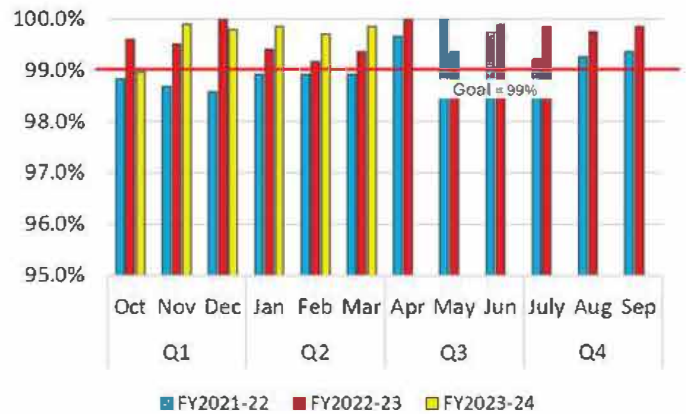
PUBLIC WORKS DEPARTMENT

The Public Works Department provides safe, reliable, and effective services to residents, employees, businesses, and visitors of the Town. The Department is responsible for the operations, maintenance, and improvements of the Town's infrastructure. This includes canal cleaning, street sweeping, litter debris pick up, signs repairs and replacement, sidewalk repairs, roadway repairs, storm drainage system maintenance and repair, street lights, capital improvement projects, and facility maintenance. As part of its Stormwater Master Plan, the Town of Miami Lakes is undertaking a series of drainage improvement projects to protect surface water quality and reduce flooding within the Town.

PUBLIC WORKS

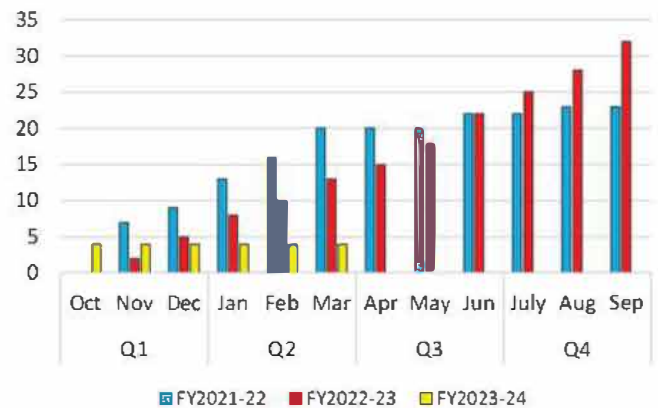
Percentage of Street Lights Working

There are currently 2,047 street lights in Miami Lakes of which 915 belong to the Town. Over the second quarter of FY2024, the Town maintained the percentage of streetlights working at an average of 99.8%. The Town continues to work with Florida Power and Light to enhance the quality of service being provided to our residents.



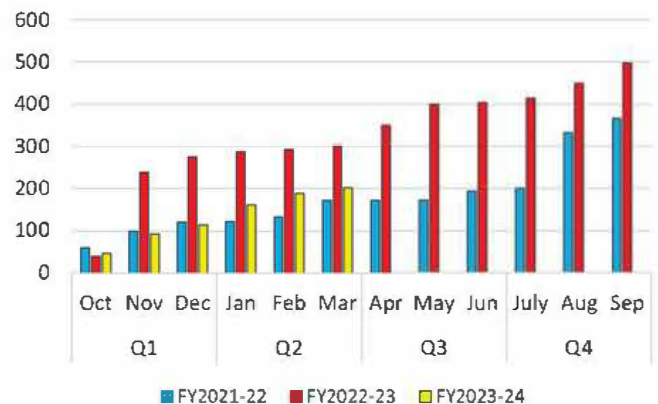
Cumulative Number of Potholes/Sinkholes Repaired

The total number of potholes/sinkholes repaired as of the second quarter of FY2024 was 4.



Cumulative Number of Catch Basins/Manholes Cleaned

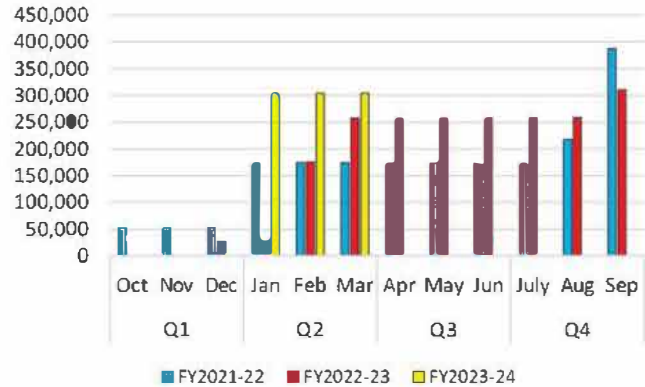
The total number of catch basins and manholes cleaned as of the second quarter of FY2024 was 202, averaging approximately 184 manholes cleaned per month. In addition, 12,129 linear feet of pipes have been desilted this fiscal year to improve stormwater flow. The Town's drainage system consists of catch basins, pipes and outfalls. The drainage system is cleaned in accordance with the Town's proactive drainage cleaning cycle or per request as reported through our Citizens Request App (Miami Lakes Connect) and website.



PUBLIC WORKS

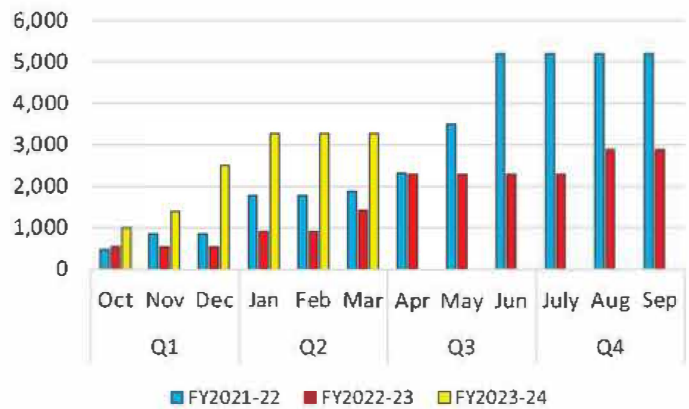
Cumulative Number of Sidewalk Square Footage Pressure Cleaned

The total square footage number of sidewalks pressure cleaned as of the second quarter of FY2024 was 304,655 sq. ft., which include the Town’s main corridors, parks, and school areas. Sidewalks are routinely inspected and scheduled for pressure cleaning services on an as-needed basis.



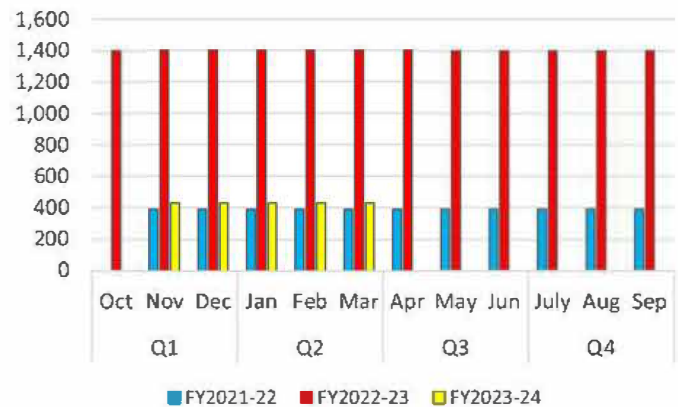
Cumulative Number of Sidewalk Square Yardage Replaced

The total square yardage number of sidewalks replaced as of the second quarter of FY2024 was 3,275 sq. yds. (29,475 sq. ft.), which include the Town’s main corridors, parks, and school areas.



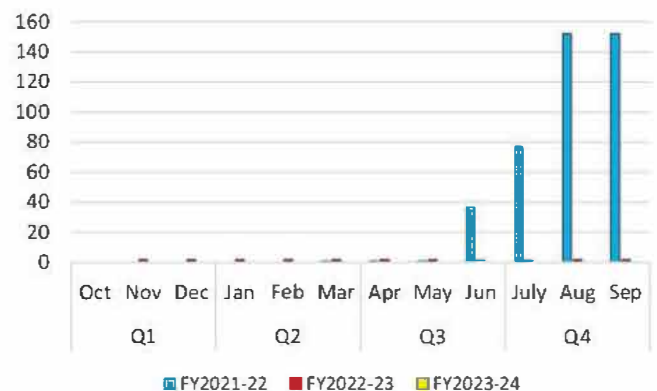
Cumulative Number of Sidewalk Flags Grinded

The total number of sidewalks grinded as of the second quarter of FY2024 was 431 flags, which include the Town’s main corridors, parks, and school areas.

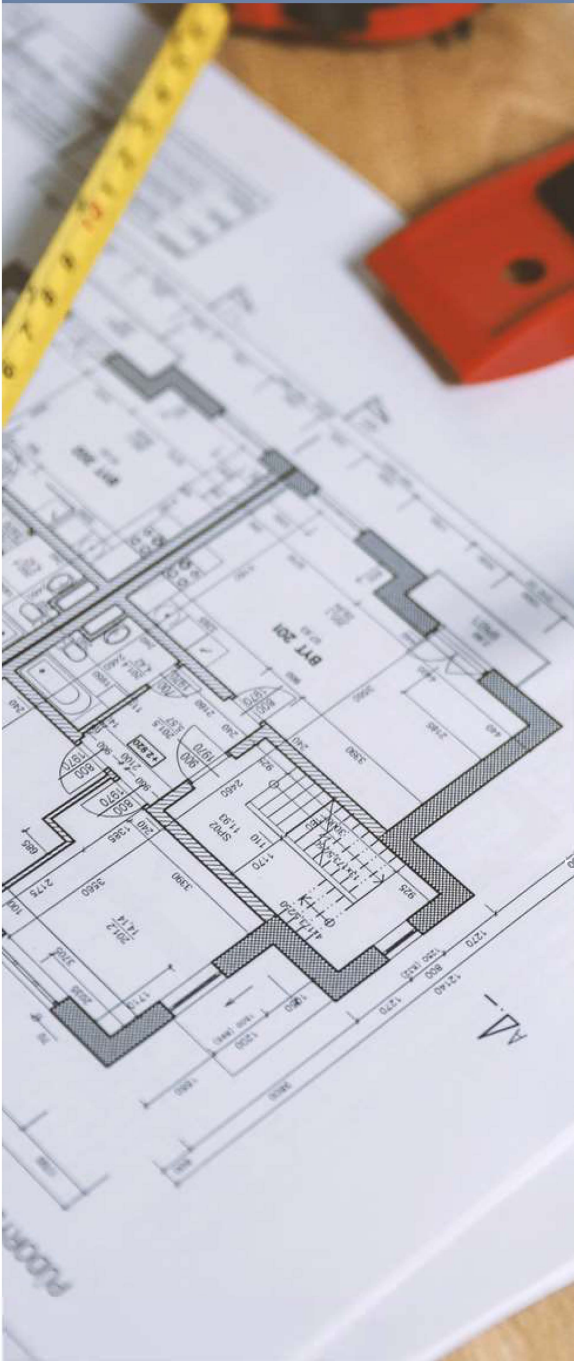


Cumulative Number of Street Signs Repaired

The graph depicts the number of street signs that have been repaired in the Town over the fiscal year. No street signs have been repaired as of the second quarter of FY2024. Street Signs are repaired when damaged or fading.



CODE COMPLIANCE DEPARTMENT



Our mission is to educate the residents and business owners of the Town of Miami Lakes on local code regulations and ordinances, to assist residents and business owners in achieving compliance, and help to preserve the aesthetics, health, safety and welfare of the Town which makes this community one of the preferred and safest communities to live, work and play.

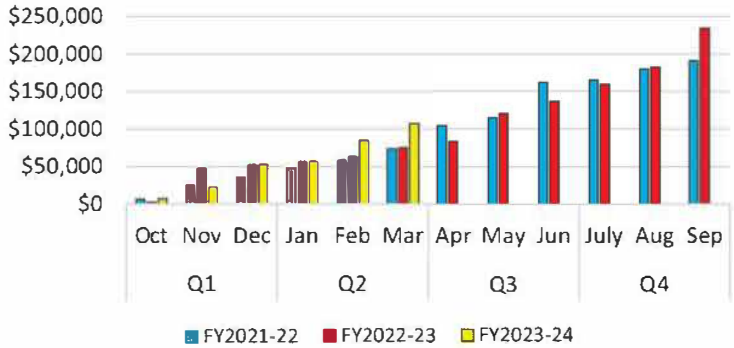
The Code Compliance team is responsible for assuring that all commercial, industrial and residential properties comply with the Town's Code, to ensure that the quality of life and property values continue to rise and the community continues "growing beautifully."

The Code Compliance's mission is to create an "Education First Process" for our residents. One of the Departments objectives is to emphasize closer coordination with the Police Department which will ensure that residents continue to enjoy a safe and beautiful environment.

CODE COMPLIANCE

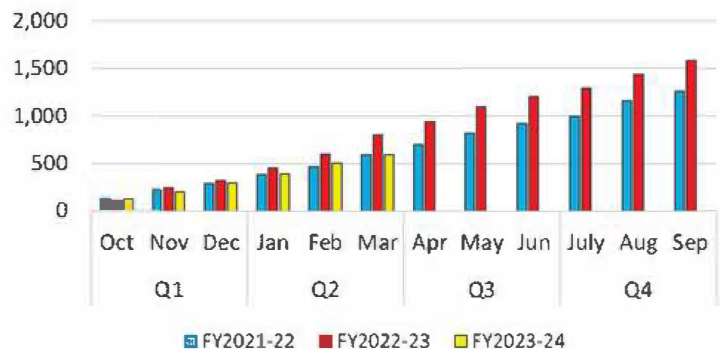
Total Code Fines Collected

A total of \$107,610 in fines has been collected this fiscal year FY2024. Revenue is primarily driven by requests to satisfy liens and comply with citations.



Cumulative Number of Code Cases Opened

The Code Compliance Department has maintained its level of proactive monitoring and notification. The total number of code cases opened as of the second quarter of FY2024 was 594. Code cases are opened on an as-needed basis and are not opened to meet a quota, therefore no goal can be set with this measure.





Applications

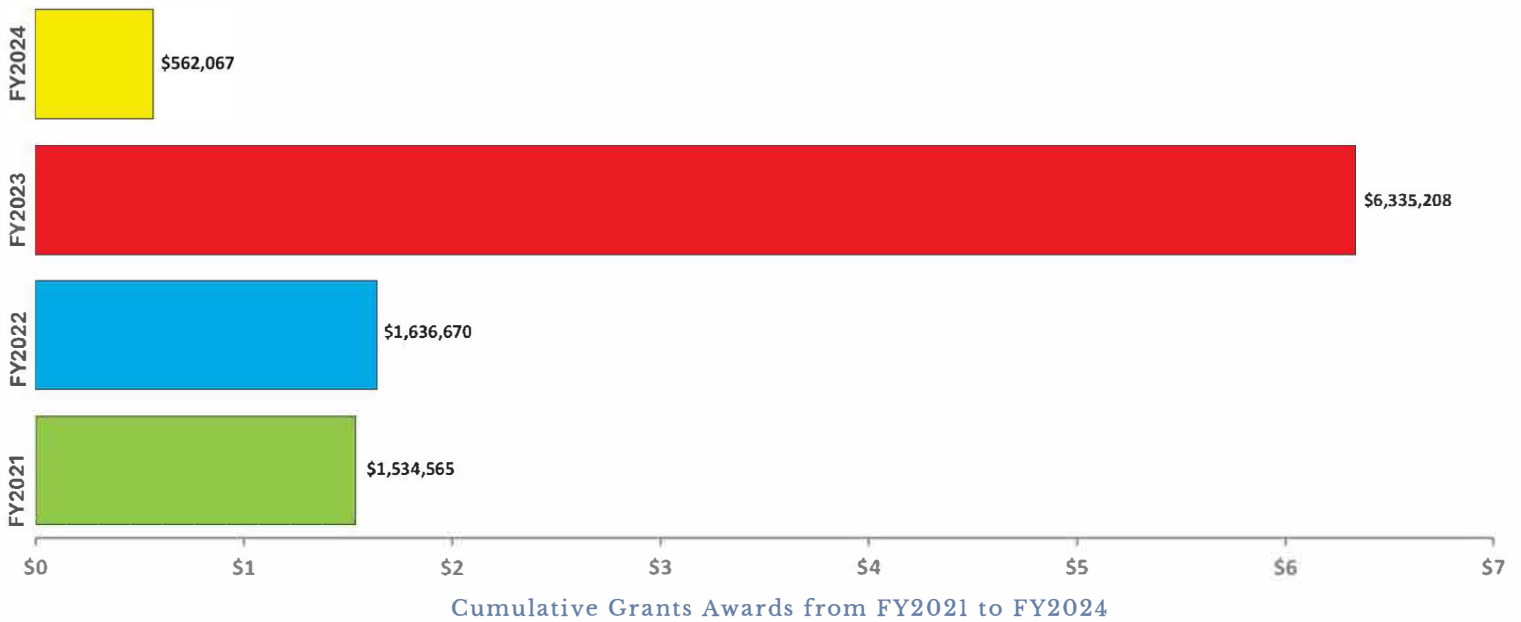


Grants



GRANTS OFFICE

The Grants Office works in partnership with Departments and Offices to research, compose, edit, and submit Federal, State, Local, and Foundation funding opportunities to support the goals and objectives of the 2025 Strategic Plan.



GRANTS APPLICATIONS - 2ND QUARTER FY2024

- Miami-Dade Transportation Planning Organization (TPO) 2025 Municipal Grant Program for the Miami Lakes Comprehensive Transportation Master Plan - \$50,000
- Federal Appropriation for Big Cypress Drainage Improvements Project - \$973,000
- Federal Appropriation for Royal Garden Estates Phase I Drainage Improvements Project - \$2,615,000
- Federal Appropriation for Florinda Estates Drainage and Water Quality Improvements Project - \$2,725,000
- Federal Appropriation for Town of Miami Lakes License Plate Recognition (LPR) Public Safety Net Project - \$100,000

GRANTS AWARDS - 2ND QUARTER FY2024

- Miami-Dade County (MDC) FY2024 Growing Roots for Environmentally Equitable Neighborhoods (GREEN) Matching Grant for the Miami Lakes West Lakes Reforestation Phase 6 Project – \$50,363

PARKS AND RECREATION



The Town of Miami Lakes is only the 3rd Sterling Tree City recognized in Miami -Dade County and the 26th in the State of Florida.

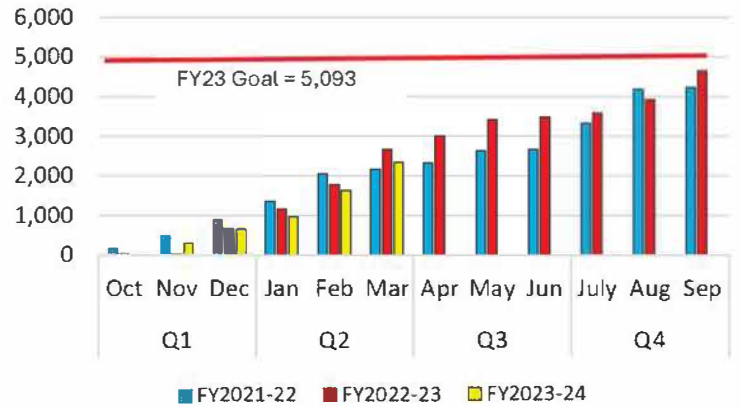
The Parks and Recreation department oversees the operation and maintenance of the Town's 101 parks, rights-of-way, median green spaces, six lakefront beaches and its urban tree canopy. The parks are open seven days a week and feature a variety of amenities for residents of every age and lifestyle including: lighted sports fields, basketball courts, tennis courts, jogging trails, exercise stations, tot lots, shaded playgrounds, passive areas and covered pavilions/picnic tables.

PARKS & OPEN SPACES

Cumulative Number of trees Trimmed

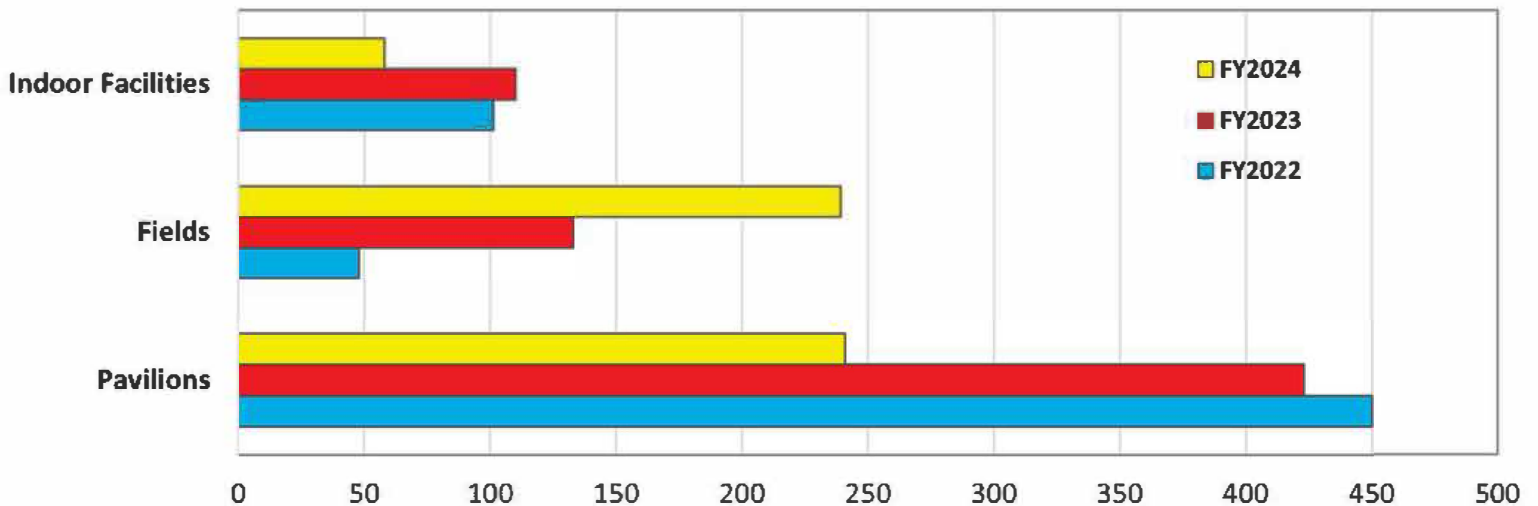
The Parks & Open Spaces Department set a goal of 5,093 trees to be trimmed this fiscal year FY2024. The Town has a total of 17,832 trees, and all trees are trimmed following a tree trimming maintenance schedule which specifies designated areas to be trimmed and when they will be trimmed.

As of the second quarter of FY2024, the Parks & Open Spaces Department has trimmed 2,333 trees in total.



Cumulative Number of Facility Rentals

As of the second of FY2024, there were 239 fields rentals, 241 pavilion rentals, and 58 indoor facility rentals.



COMMUNICATIONS AND COMMUNITY AFFAIRS



The Department of Communications and Community Affairs directs and supports the Town's communications efforts to Miami Lakes residents through proactive and responsive activities, including media relations, publications, special events, and website content management.

Examples of these efforts and measures include:

Communications:

- *Expand Social Media Presence*
- *Monthly eNewsletter*
- *Media Relations*
- *Live and Recorded Videos*

Citizen Response:

- *MiamiLakesConnect.com (and mobile App)*
- *Facebook & Instagram Messenger*

Website

Committees and Special Events

DIGITAL MARKETING PRESENCE

Continuing to increase and optimize the Town's social media and digital presence is a high priority. Residents are kept informed about town meetings, news, events, meetings, and other pertinent information through a cross-channel digital marketing campaign launched in 2018 through Sprout Social's social media management platform.

Below are the data matrices from Q2 (January - March) of FY2024 showing a total increase across all social media channels.



Performance Summary

View your key profile performance metrics from the reporting period.

<u>Impressions</u>	<u>Engagements</u>	<u>Post Link Clicks</u>
279,446	8,614	752

Engagement Rate (per Impression)

3%

Facebook: By the end of Q2 FY2024, the Town had reached 11,143 followers.

Performance Summary

View your key profile performance metrics from the reporting period.

<u>Impressions</u>	<u>Engagements</u>	<u>Post Link Clicks</u>
106,207	4,400	397

Engagement Rate (per Impression)

4.1%

DIGITAL MARKETING PRESENCE

Instagram: Instagram ranks as the town's top performer among all social media platforms. In Q2 of FY2024 gained and additional 248 followers. Instagram stories have proven to be an effective way to reach our followers.

Instagram followers Q2 – 18,548.

X (fka Twitter): X's performance has shown a significant increase in impressions, engagements, post link clicks, and engagement rate.

X followers Q2 – 3,758.

Performance Summary

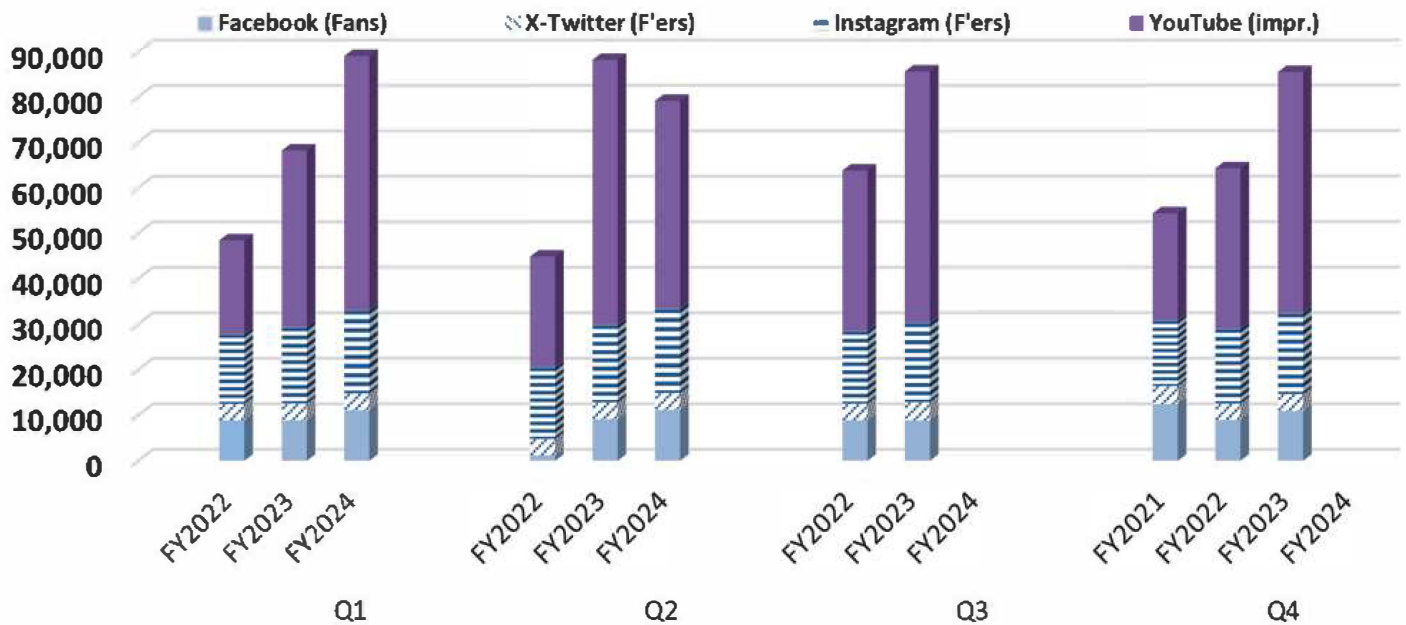
View your key profile performance metrics from the reporting period.

Impressions	Engagements	Post Link Clicks
12,063	563	83

Engagement Rate (per Impression)

4.7%

Social Media Likes/Followers/Impressions



Facebook Fans: Users who "likes" the Town of Miami Lakes' page and are able to get updates from the Town's administrator through status updates, link posts, and event invitation

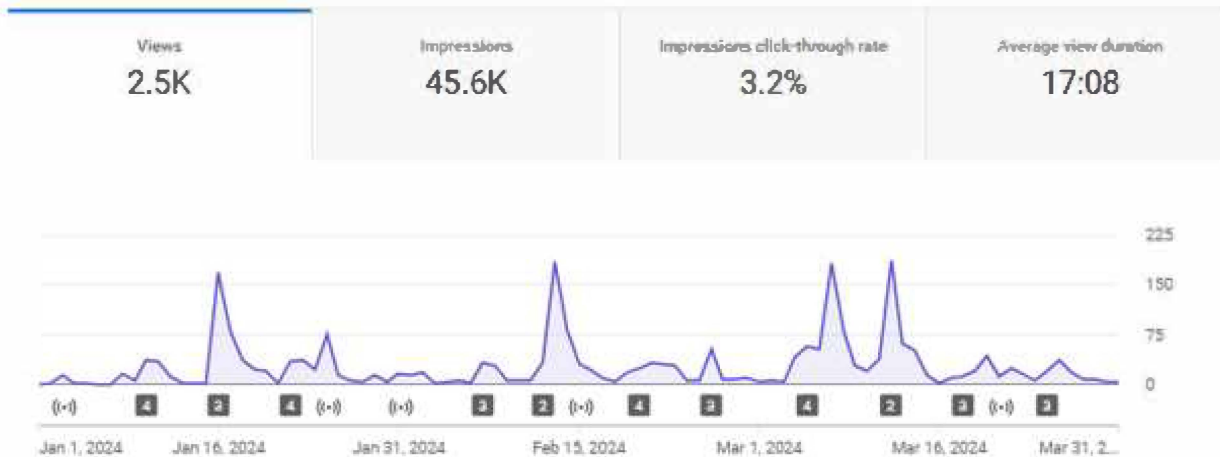
X (fka Twitter) Followers (F'ers): People who receive the Town of Miami Lakes' Tweets

Instagram Followers (F'ers): Users who follow the Town of Miami Lakes' account and are able to see, like, and comment on any media the Town posts

YouTube Impressions: Number of times the Town of Miami Lakes' thumbnail was seen by a viewer

DIGITAL MARKETING PRESENCE

YouTube: As of the second quarter FY2024, the Town reached 2,500 views on YouTube. YouTube serves as an alternative to the Town's website for the public to view live-streamed Council and Committee meetings. During this quarter, YouTube's account reached 525 subscribers and 46,600 impressions



LinkedIn: As the second quarter FY2024, the Town continues to amplify the use of LinkedIn which is the world's largest professional social network site mainly used for professional networking, including employers posting jobs and job seekers posting their CVs. The Town has been able to recruit members from all over the United States to raise awareness to Town sponsorship opportunities, potential partnerships, employment opportunities and new hires.

Performance Summary

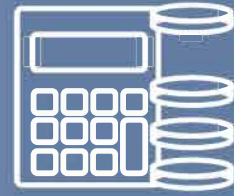
View your key profile performance metrics from the reporting period.

Impressions 3,739	Engagements 335	Post Link Clicks 272
-----------------------------	---------------------------	--------------------------------

Engagement Rate (per Impression)

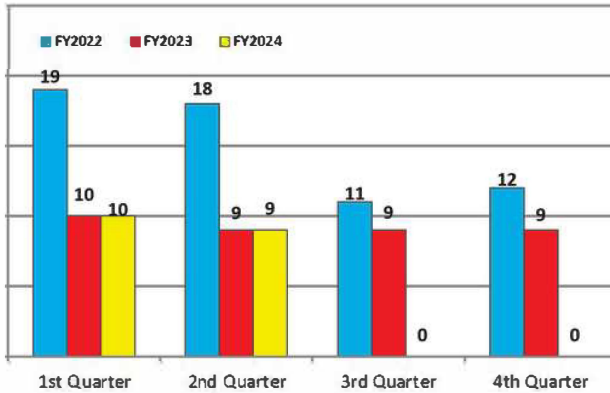
9%

FINANCE AND ACCOUNTING

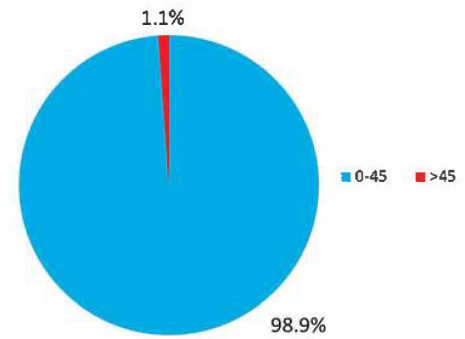


The Finance Department records and reports the financial transactions of the Town in accordance with Generally Accepted Accounting Principles applicable to governmental entities. This includes activities such as the preparation of financial statements and other reports, cash management, revenue collection, disbursements, payroll, audit coordination and risk management, as well as providing assistance with the preparation and monitoring of the annual budget.

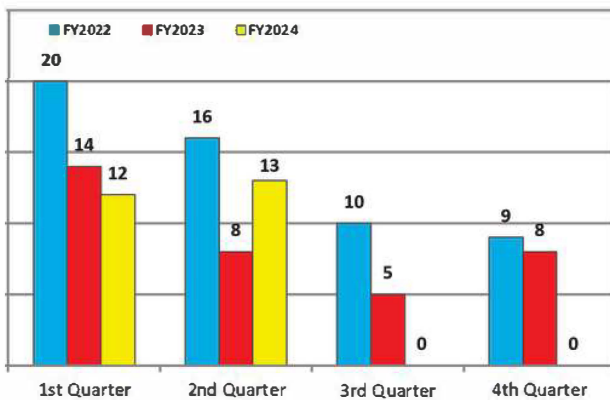
Standard Invoices-Average Payment Days



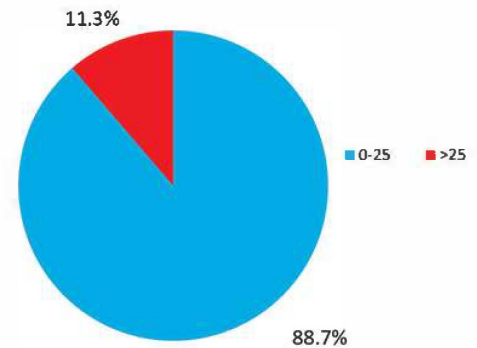
Standard Invoices-Percentage of Invoices Paid Within Alotted Time



Construction Invoices-Average Payment Days



Construction Invoices-Percentage of Invoices Paid Within Alotted Time



FINANCE DEPARTMENT

The Town’s Finance Department provides support on financial and fiscal matters and strives toward the accomplishment of its goals which include the following:

- Maintain proper accountability over the Town’s financial resources
- Prepare accurate and timely financial reports on the Town’s financial condition
- Ensure proper implementation of financial and accounting practices for the effective and efficient use of the Town’s financial resources

PROMPT PAYMENT ACT

In an effort to comply with The Florida Prompt Payment Act, the Town monitors the average number of days between invoice receipt and subsequent payment and the percentage of invoices paid within the mandated time frame. The State Statute states that all non-construction invoices must be paid within 45 days after receipt and all construction invoices must be paid within 25 business days after receipt. On average, this second quarter of FY2024, the Town has kept the number of days until payment below statutory requirements and has processed over 98.9% and 88.7% of standard and construction invoices respectively within that time frame.

OFFICE OF THE CLERK



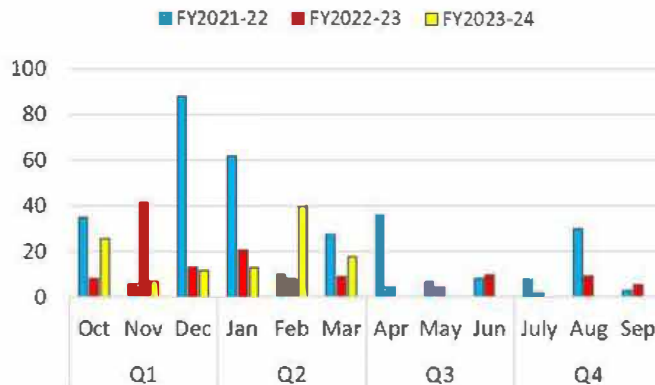
Pursuant to the Town Charter, the Town Clerk shall give notice of all Council meetings to its members and the public, and shall keep minutes of the Council's proceedings. The Town Clerk is responsible for keeping and distributing the official Town Record.

In accordance with Florida's Government in the Sunshine Laws, the Town of Miami Lakes municipal records shall be transparent and open for inspection from anyone.

OFFICE OF THE CLERK

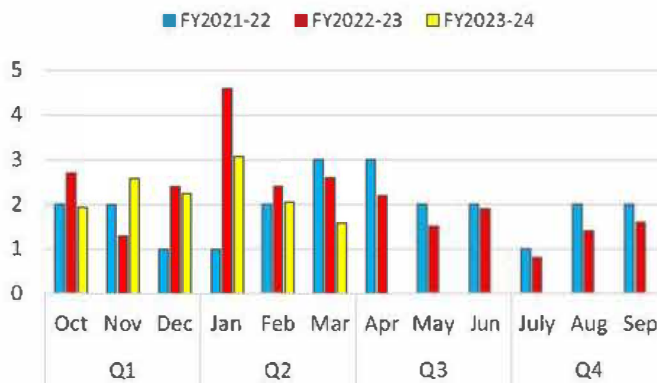
Turnaround Time for Public Records Requests

This second quarter of FY2024, the average turnaround time for public records request was 24 days. This measure tracks the time it takes to complete a public records request, starting on the day the request was made, lead time from feedback and/or follow up questions or comments by requestor, and ending with the date the request has been closed.



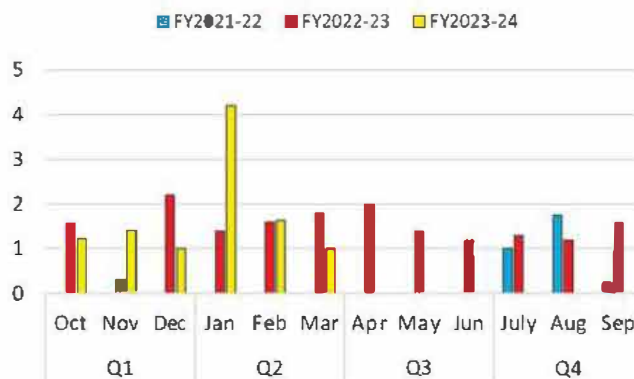
Turnaround Time for Regular Lien Letters

The turnaround time for lien letters is a new measure that was added to the performance reporting as of July of 2017. This measures tracks the average number of days it takes from the receipt of lien letter request to the day the request is fulfilled and sent to the requester. This second quarter of FY2024, there average turnaround time for standard lien letters was 2.23 days.




Turnaround Time for Expedited Lien Letters

This measures tracks the average number of days it takes to complete expedited lien letter requests. This second quarter of FY2024, the average turnaround time for expedited lien letters was 2.3 days.



THANK YOU



As part of our mission, the Town strives to be a friendly, peaceful, safe and beautiful place where residents and business leaders take pride in where they work and play.

We believe that this Q2-FY2024 report provides educational and statistical evidence that the Town is performing at a high level. Also, the Town Council and staff are consistently working to maintain those standards and enhance the quality of life for residents.

We look forward to continuing to provide quality services to the community we serve in this fiscal year.

"Growing Beautifully"



Questions, comments or suggestions about this report?
Please contact our **Chief Technology & Innovation Officer** at:
cureg@MiamiLakes-fl.Gov; P- 305.512.7139





...growing beautifully!!

